

ELEVATION CERTIFICATE

Important: Follow the instructions on pages 1-9.

Copy all pages of this Elevation Certificate and all attachments for (1) community official, (2) insurance agent/company, and (3) building owner.

SECTION A - PROPERTY INFORMATION				FOR INSURANCE COMPANY USE	
A1. Building Owner's Name William Nolan				Policy Number:	
A2. Building Street Address (including Apt., Unit, Suite, and/or Bldg. No.) or P.O. Route and Box No. 311 N Oxford Ave				Company NAIC Number:	
City Ventnor City		State New Jersey		ZIP Code 08406	
A3. Property Description (Lot and Block Numbers, Tax Parcel Number, Legal Description, etc.) Block 213 Lot 5					
A4. Building Use (e.g., Residential, Non-Residential, Addition, Accessory, etc.) <u>Residential</u>					
A5. Latitude/Longitude: Lat. <u>N 39°20' 45.4"</u> Long. <u>W 74°28' 46.3"</u> Horizontal Datum: <input type="checkbox"/> NAD 1927 <input checked="" type="checkbox"/> NAD 1983					
A6. Attach at least 2 photographs of the building if the Certificate is being used to obtain flood insurance.					
A7. Building Diagram Number <u>7</u>					
A8. For a building with a crawlspace or enclosure(s):					
a) Square footage of crawlspace or enclosure(s) <u>1,690</u> sq ft					
b) Number of permanent flood openings in the crawlspace or enclosure(s) within 1.0 foot above adjacent grade <u>9</u>					
c) Total net area of flood openings in A8.b <u>1,800</u> sq in					
d) Engineered flood openings? <input checked="" type="checkbox"/> Yes <input type="checkbox"/> No					
A9. For a building with an attached garage:					
a) Square footage of attached garage <u>0</u> sq ft					
b) Number of permanent flood openings in the attached garage within 1.0 foot above adjacent grade <u>0</u>					
c) Total net area of flood openings in A9.b <u>0</u> sq in					
d) Engineered flood openings? <input type="checkbox"/> Yes <input checked="" type="checkbox"/> No					
SECTION B - FLOOD INSURANCE RATE MAP (FIRM) INFORMATION					
B1. NFIP Community Name & Community Number Ventnor City 345326			B2. County Name Atlantic		B3. State New Jersey
B4. Map/Panel Number 345326/0001	B5. Suffix B	B6. FIRM Index Date 06/18/1971	B7. FIRM Panel Effective/ Revised Date 09/15/1983	B8. Flood Zone(s) A8	B9. Base Flood Elevation(s) (Zone AO, use Base Flood Depth) 10.00
B10. Indicate the source of the Base Flood Elevation (BFE) data or base flood depth entered in Item B9: <input type="checkbox"/> FIS Profile <input checked="" type="checkbox"/> FIRM <input type="checkbox"/> Community Determined <input type="checkbox"/> Other/Source: _____					
B11. Indicate elevation datum used for BFE in Item B9: <input checked="" type="checkbox"/> NGVD 1929 <input type="checkbox"/> NAVD 1988 <input type="checkbox"/> Other/Source: _____					
B12. Is the building located in a Coastal Barrier Resources System (CBRS) area or Otherwise Protected Area (OPA)? <input type="checkbox"/> Yes <input checked="" type="checkbox"/> No Designation Date: _____ <input type="checkbox"/> CBRS <input type="checkbox"/> OPA					

ELEVATION CERTIFICATE

OMB No. 1660-0008
Expiration Date: November 30, 2018

IMPORTANT: In these spaces, copy the corresponding information from Section A.			FOR INSURANCE COMPANY USE
Building Street Address (including Apt., Unit, Suite, and/or Bldg. No.) or P.O. Route and Box No. 311 N Oxford Ave			Policy Number:
City Ventnor City	State New Jersey	ZIP Code 08406	Company NAIC Number

SECTION C – BUILDING ELEVATION INFORMATION (SURVEY REQUIRED)

C1. Building elevations are based on: Construction Drawings* Building Under Construction* Finished Construction

*A new Elevation Certificate will be required when construction of the building is complete.

C2. Elevations – Zones A1–A30, AE, AH, A (with BFE), VE, V1–V30, V (with BFE), AR, AR/A, AR/AE, AR/A1–A30, AR/AH, AR/AO. Complete Items C2.a–h below according to the building diagram specified in Item A7. In Puerto Rico only, enter meters.

Benchmark Utilized: GPS Vertical Datum: NGVD 1929

Indicate elevation datum used for the elevations in items a) through h) below.

NGVD 1929 NAVD 1988 Other/Source: _____

Datum used for building elevations must be the same as that used for the BFE.

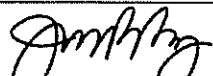
Check the measurement used.

- | | | |
|---|--------------|--|
| a) Top of bottom floor (including basement, crawlspace, or enclosure floor) | <u>8.0</u> | <input checked="" type="checkbox"/> feet <input type="checkbox"/> meters |
| b) Top of the next higher floor | <u>12.50</u> | <input checked="" type="checkbox"/> feet <input type="checkbox"/> meters |
| c) Bottom of the lowest horizontal structural member (V Zones only) | <u>n/a</u> | <input checked="" type="checkbox"/> feet <input type="checkbox"/> meters |
| d) Attached garage (top of slab) | <u>n/a</u> | <input checked="" type="checkbox"/> feet <input type="checkbox"/> meters |
| e) Lowest elevation of machinery or equipment servicing the building
(Describe type of equipment and location in Comments) | <u>12.5</u> | <input checked="" type="checkbox"/> feet <input type="checkbox"/> meters |
| f) Lowest adjacent (finished) grade next to building (LAG) | <u>8.0</u> | <input checked="" type="checkbox"/> feet <input type="checkbox"/> meters |
| g) Highest adjacent (finished) grade next to building (HAG) | <u>8.8</u> | <input checked="" type="checkbox"/> feet <input type="checkbox"/> meters |
| h) Lowest adjacent grade at lowest elevation of deck or stairs, including structural support | <u>8.1</u> | <input checked="" type="checkbox"/> feet <input type="checkbox"/> meters |

SECTION D – SURVEYOR, ENGINEER, OR ARCHITECT CERTIFICATION

This certification is to be signed and sealed by a land surveyor, engineer, or architect authorized by law to certify elevation information. I certify that the information on this Certificate represents my best efforts to interpret the data available. I understand that any false statement may be punishable by fine or imprisonment under 18 U.S. Code, Section 1001.

Were latitude and longitude in Section A provided by a licensed land surveyor? Yes No Check here if attachments.

Certifier's Name James R. Boney, PLS	License Number 24GS031264	Place Seal Here
Title Professional Land Surveyor		
Company Name James R. Boney & Associates, LLC		
Address 13 Stone Mill Court		
City Egg Harbor Twp	State New Jersey	ZIP Code 08234
Signature 	Date 08/04/2016	Telephone (609) 788-8013

Copy all pages of this Elevation Certificate and all attachments for (1) community official, (2) insurance agent/company, and (3) building owner.

Comments (including type of equipment and location, per C2(e), if applicable)

Two story frame dwelling that has been lifted onto full-story foundation walls. The primary use of the ground floor is parking and storage. The A/C unit is outside on the rear deck.

ELEVATION CERTIFICATE

OMB No. 1660-0008
Expiration Date: November 30, 2018

IMPORTANT: In these spaces, copy the corresponding information from Section A.			FOR INSURANCE COMPANY USE
Building Street Address (including Apt., Unit, Suite, and/or Bldg. No.) or P.O. Route and Box No. 311 N Oxford Ave			Policy Number:
City Ventnor City	State New Jersey	ZIP Code 08406	Company NAIC Number

SECTION E – BUILDING ELEVATION INFORMATION (SURVEY NOT REQUIRED) FOR ZONE AO AND ZONE A (WITHOUT BFE)

For Zones AO and A (without BFE), complete Items E1–E5. If the Certificate is intended to support a LOMA or LOMR-F request, complete Sections A, B, and C. For Items E1–E4, use natural grade, if available. Check the measurement used. In Puerto Rico only, enter meters.

- E1. Provide elevation information for the following and check the appropriate boxes to show whether the elevation is above or below the highest adjacent grade (HAG) and the lowest adjacent grade (LAG).
- a) Top of bottom floor (including basement, crawlspace, or enclosure) is _____ . _____ feet meters above or below the HAG.
- b) Top of bottom floor (including basement, crawlspace, or enclosure) is _____ . _____ feet meters above or below the LAG.
- E2. For Building Diagrams 6–9 with permanent flood openings provided in Section A Items 8 and/or 9 (see pages 1–2 of Instructions), the next higher floor (elevation C2.b in the diagrams) of the building is _____ . _____ feet meters above or below the HAG.
- E3. Attached garage (top of slab) is _____ . _____ feet meters above or below the HAG.
- E4. Top of platform of machinery and/or equipment servicing the building is _____ . _____ feet meters above or below the HAG.
- E5. Zone AO only: If no flood depth number is available, is the top of the bottom floor elevated in accordance with the community's floodplain management ordinance? Yes No Unknown. The local official must certify this information in Section G.

SECTION F – PROPERTY OWNER (OR OWNER'S REPRESENTATIVE) CERTIFICATION

The property owner or owner's authorized representative who completes Sections A, B, and E for Zone A (without a FEMA-issued or community-issued BFE) or Zone AO must sign here. The statements in Sections A, B, and E are correct to the best of my knowledge.

Property Owner or Owner's Authorized Representative's Name

Address	City	State	ZIP Code
---------	------	-------	----------

Signature	Date	Telephone
-----------	------	-----------

Comments

Check here if attachments.

ELEVATION CERTIFICATE

OMB No. 1660-0008
Expiration Date: November 30, 2018

IMPORTANT: In these spaces, copy the corresponding information from Section A.	FOR INSURANCE COMPANY USE		
Building Street Address (including Apt., Unit, Suite, and/or Bldg. No.) or P.O. Route and Box No. 311 N Oxford Ave	Policy Number:		
City Ventnor City	State New Jersey	ZIP Code 08406	Company NAIC Number

SECTION G – COMMUNITY INFORMATION (OPTIONAL)

The local official who is authorized by law or ordinance to administer the community's floodplain management ordinance can complete Sections A, B, C (or E), and G of this Elevation Certificate. Complete the applicable item(s) and sign below. Check the measurement used in Items G8–G10. In Puerto Rico only, enter meters.

- G1. The information in Section C was taken from other documentation that has been signed and sealed by a licensed surveyor, engineer, or architect who is authorized by law to certify elevation information. (Indicate the source and date of the elevation data in the Comments area below.)
- G2. A community official completed Section E for a building located in Zone A (without a FEMA-issued or community-issued BFE) or Zone AO.
- G3. The following information (Items G4–G10) is provided for community floodplain management purposes.

G4. Permit Number	G5. Date Permit Issued	G6. Date Certificate of Compliance/Occupancy Issued
-------------------	------------------------	---

G7. This permit has been issued for: New Construction Substantial Improvement

G8. Elevation of as-built lowest floor (including basement) of the building: _____ feet meters Datum _____

G9. BFE or (in Zone AO) depth of flooding at the building site: _____ feet meters Datum _____

G10. Community's design flood elevation: _____ feet meters Datum _____

Local Official's Name <i>Dino Cavaleri</i>	Title <i>CRM</i>
Community Name <i>Ventnor</i>	Telephone <i>609 823-7987</i>
Signature <i>[Signature]</i>	Date <i>8-19-16</i>

Comments (including type of equipment and location, per C2(e), if applicable)

Check here if attachments.

ELEVATION CERTIFICATE

BUILDING PHOTOGRAPHS

Continuation Page

OMB No. 1660-0008
Expiration Date: November 30, 2018

IMPORTANT: In these spaces, copy the corresponding information from Section A.			FOR INSURANCE COMPANY USE
Building Street Address (including Apt., Unit, Suite, and/or Bldg. No.) or P.O. Route and Box No. 311 N Oxford Ave			Policy Number:
City Ventnor City	State New Jersey	ZIP Code 08406	Company NAIC Number

If submitting more photographs than will fit on the preceding page, affix the additional photographs below. Identify all photographs with: date taken; "Front View" and "Rear View"; and, if required, "Right Side View" and "Left Side View." When applicable, photographs must show the foundation with representative examples of the flood openings or vents, as indicated in Section A8.



Photo One

Photo One Caption Front 8-04-16



Photo Two

Photo Two Caption Rear 8-04-16

Thank you for registering your SMART VENTS.

This message confirms extended coverage for the vents listed below. Please keep this message and the original sales receipts for your vents. Proof of purchase may be required if there are any questions regarding your products eligibility for coverage.

Please take a moment to review the information below. If you need to make any corrections or have any questions, please contact us at smartvent.com/contact or call our toll free number (877) 441-8368.

Registered Information

William J Nolan III
311 N. Oxford Ave
Ventnor City, NJ 08406


Phone: 6097032864
billynol@hotmail.com

Purchase Details

Purchased From: N/A
Purchased Date: N/A

Registered Vents

Model 1540-510 - SMART VENT



Serial Numbers

S1113289 S1113287 S1113359 S1113352 S1113283 S1113282 S1113365 S1113288 S1113281

Installation Feedback

Thank you for providing us with these additional details.

Installed By:

Q: Were your Smart Vents installed into new construction or as a retrofit?

A: Yes

Your Experience:

Dino Cavalieri

From: Nolan, Lori <LNolan@acpolice.org>
Sent: Monday, June 27, 2016 9:25 AM
To: Dino Cavalieri
Subject: FW: smart vents for 311 n. Oxford Ave. Ventnor, policy 291150757044

From: Nolan, Lori
Sent: Tuesday, June 07, 2016 8:49 AM
To: 'kgriffin@insuranceagenciesinc.com'
Cc: Nolan, Lori
Subject: smart vents for 311 n. Oxford Ave. Ventnor, policy 291150757044

Kelly,
Here are the Smart Vents that we registered on line that are on our house. Thank you, Lori Nolan

From: Billy Nolan [<mailto:billynol@hotmail.com>]
Sent: Monday, May 23, 2016 9:04 AM
To: Nolan, Lori
Subject: Fwd: Thank you for registering your SMART VENTS.

Sent from myMail for iOS

----- Forwarded message -----

From: SMART VENT <register@smartvent.com>
To: William J Nolan III <billynol@hotmail.com>
Date: Sunday, May 22, 2016, 10:57 AM -0400
Subject: Thank you for registering your SMART VENTS.

SMART VENT Warranty

www.smartvent.com



Dear William J,

Q: Do you pay more than \$1,000 per year for flood insurance?

A:

Q: Were you referred to Smart Vent by your Insurance Agent?

A: No

You have indicated that you **would** like a quick call with a Certified Floodplain Manager to make sure you're receiving the lowest possible Flood Insurance Premium.

You have indicated that you **are** interested in the SMART VENT Referral Program.

Fifteen Year Limited Warranty

Limited, Non-Prorated and Transferable

Any and all product(s) as manufactured by SMART VENT® are subject to a fifteen year limited warranty in accordance with the following, provided that the products covered by this warranty have been installed in strict accordance with the SMART VENT® written installation instructions and in accordance with all local codes and standards. Cleaning and lubrication may be required, and is not covered by this warranty. SMART VENT® warrants to the original purchaser or a subsequent owner of the property that parts are free from manufacturing defects for 15 (fifteen) years from the date of purchase. Security Clips must be installed to validate warranty.

Should any defect occur during the fifteen-year period following the date of purchase, SMART VENT® will provide a replacement for that part deemed to be defective (but not including labor costs incurred in removing the part, installing the replacement part, or shipping).

In the event of replacement according to the terms of this warranty, the warranty on the replacement part will extend for the balance of the original warranty period, which is in effect at the time the part proves defective.

Limitations

SMART VENT® shall not be liable for, and this warranty does not apply to, any failure, defect or damage resulting from or connected with painting, misuse, abuse, neglect or improper handling or storage, or installation not in strict adherence to SMART VENT® written instructions. SMART VENT® reserves the right to discontinue or modify any of its products, including color, and shall not be liable as a result of such discontinuance or modification. If SMART VENT® replaces any part under this warranty, it may substitute

parts designated by SMART VENT® to be of comparable quality or price range in the event the product initially installed has been discontinued or modified.

Other Conditions

THIS WARRANTY IS EXPRESSLY IN LIEU OF ALL OTHER ORAL OR WRITTEN WARRANTIES, LIABILITIES OR OBLIGATIONS OF SMART VENT®. PERTINENT STATE LAW SHALL CONTROL FOR WHAT PERIOD OF TIME SUBSEQUENT TO SALE A CONSUMER/HOMEOWNER MAY SEEK A REMEDY PURSUANT TO THE IMPLIED WARRANTY OF MERCHANTABILITY OR FITNESS FOR A PARTICULAR PURPOSE. IN NO EVENT SHALL SMART VENT® BE LIABLE FOR CONSEQUENTIAL OR INCIDENTAL DAMAGES OF ANY KIND, INCLUDING ANY DAMAGE TO THE BUILDING, ITS CONTENTS OR ANY PERSONS THEREIN, RESULTING FROM THE BREACH OF ANY WARRANTY SET FORTH HEREIN. NO REPRESENTATIVE OF SMART VENT® OR ITS DISTRIBUTORS OR DEALERS IS AUTHORIZED TO MAKE ANY CHANGE OR MODIFICATION TO THIS WARRANTY.

Lit-006

Smart Vent Products, Inc.
Sales Office
430 Andbro Drive • Unit 1
Pitman, NJ 08071

www.smartvent.com
877-441-8368
info@smartvent.com



Most Widely Accepted and Trusted

ICC-ES Evaluation Report

ICC-ES | (800) 423-6587 | (562) 699-0543 | www.icc-es.org

ESR-2074

Reissued 02/2019

This report is subject to renewal 02/2021.

DIVISION: 08 00 00—OPENINGS

SECTION: 08 95 43—VENTS/FOUNDATION FLOOD VENTS

REPORT HOLDER:

SMART VENT PRODUCTS, INC.

EVALUATION SUBJECT:

**SMART VENT® AUTOMATIC FOUNDATION FLOOD VENTS:
MODELS #1540-520; #1540-521; #1540-510; #1540-511; #1540-570; #1540-574;
#1540-524; #1540-514
FLOOD VENT SEALING KIT #1540-526**



"2014 Recipient of Prestigious Western States Seismic Policy Council (WSSPC) Award in Excellence"



ICC-ES Evaluation Reports are not to be construed as representing aesthetics or any other attributes not specifically addressed, nor are they to be construed as an endorsement of the subject of the report or a recommendation for its use. There is no warranty by ICC Evaluation Service, LLC, express or implied, as to any finding or other matter in this report, or as to any product covered by the report.



Copyright © 2019 ICC Evaluation Service, LLC. All rights reserved.

ICC-ES Evaluation Report

ESR-2074

Reissued February 2019

This report is subject to renewal February 2021.

www.icc-es.org | (800) 423-6587 | (562) 699-0543 A Subsidiary of the International Code Council®

DIVISION: 08 00 00—OPENINGS
Section: 08 95 43—Vents/Foundation Flood Vents

REPORT HOLDER:

SMART VENT PRODUCTS, INC.

EVALUATION SUBJECT:

SMART VENT® AUTOMATIC FOUNDATION FLOOD VENTS: MODELS #1540-520; #1540-521; #1540-510; #1540-511; #1540-570; #1540-574; #1540-524; #1540-514
FLOOD VENT SEALING KIT #1540-526

Each unit is fabricated from stainless steel. Smart Vent® Automatic Foundation Flood Vents are available in various models and sizes as described in Table 1. The SmartVENT® Stacking Model #1540-511 and FloodVENT® Stacking Model #1540-521 units each contain two vertically arranged openings per unit.

3.2 Engineered Opening:

The FVs comply with the design principle noted in Section 2.7.2.2 and Section 2.7.3 of ASCE/SEI 24-14 [Section 2.6.2.2 of ASCE/SEI 24-05 (2012, 2009, 2006 IBC and IRC)] for a maximum rate of rise and fall of 5.0 feet per hour (0.423 mm/s). In order to comply with the engineered opening requirement of ASCE/SEI 24, Smart Vent FVs must be installed in accordance with Section 4.0.

3.3 Ventilation:

The SmartVENT® Model #1540-510 and SmartVENT® Overhead Door Model #1540-514 both have screen covers with 1/4-inch-by-1/4-inch (6.35 by 6.35 mm) openings, yielding 51 square inches (32 903 mm²) of net free area to supply natural ventilation. The SmartVENT® Stacking Model #1540-511 consists of two Model #1540-510 units in one assembly, and provides 102 square inches (65 806 mm²) of net free area to supply natural ventilation. Other FVs recognized in this report do not offer natural ventilation.

3.4 Flood Vent Sealing Kit:

The Flood Vent Sealing Kit Model #1540-526 is used with SmartVENT® Model #1540-520. It is a Homasote 440 Sound Baria® (ESR-1374) insert with 21 – 2-inch-by-2-inch (51 mm x 51 mm) squares cut in it. See Figure 4.

1.0 EVALUATION SCOPE

Compliance with the following codes:

- 2018, 2015, 2012, 2009 and 2006 International Building Code® (IBC)
- 2018, 2015, 2012, 2009 and 2006 International Residential Code® (IRC)
- 2018 International Energy Conservation Code® (IECC)
- 2013 Abu Dhabi International Building Code (ADIBC)†

†The ADIBC is based on the 2009 IBC, 2006 IBC code sections referenced in this report are the same sections in the ADIBC.

Properties evaluated:

- Physical operation
- Water flow

2.0 USES

The Smart Vent® units are engineered mechanically operated flood vents (FVs) employed to equalize hydrostatic pressure on walls of enclosures subject to rising or falling flood waters. Certain models also allow natural ventilation.

3.0 DESCRIPTION

3.1 General:

When subjected to rising water, the Smart Vent® FVs internal floats are activated, then pivot open to allow flow in either direction to equalize water level and hydrostatic pressure from one side of the foundation to the other. The FV pivoting door is normally held in the closed position by a buoyant release device. When subjected to rising water, the buoyant release device causes the unit to unlatch, allowing the door to rotate out of the way and allow flow. The water level stabilizes, equalizing the lateral forces.

4.0 DESIGN AND INSTALLATION

4.1 SmartVENT® and FloodVENT®:

SmartVENT® and FloodVENT® are designed to be installed into walls or overhead doors of existing or new construction from the exterior side. Installation of the vents must be in accordance with the manufacturer's instructions, the applicable code and this report. Installation clips allow mounting in masonry and concrete walls of any thickness. In order to comply with the engineered opening design principle noted in Section 2.7.2.2 and 2.7.3 of ASCE/SEI 24-14 [Section 2.6.2.2 of ASCE/SEI 24-05 (2012, 2009, 2006 IBC and IRC)], the Smart Vent® FVs must be installed as follows:

- With a minimum of two openings on different sides of each enclosed area.
- With a minimum of one FV for every 200 square

ICC-ES Evaluation Reports are not to be construed as representing aesthetics or any other attributes not specifically addressed, nor are they to be construed as an endorsement of the subject of the report or a recommendation for its use. There is no warranty by ICC Evaluation Service, LLC, express or implied, as to any finding or other matter in this report, or as to any product covered by the report.



feet (18.6 m²) of enclosed area, except that the SmartVENT® Stacking Model #1540-511 and FloodVENT® Stacking Model #1540-521 must be installed with a minimum of one FV for every 400 square feet (37.2 m²) of enclosed area.

- Below the base flood elevation.
- With the bottom of the FV located a maximum of 12 inches (305.4 mm) above the higher of the final grade or floor and finished exterior grade immediately under each opening.

4.2 Flood Vent Sealing Kit

The Flood Vent Sealing Kit Model 1540-526 is used in conjunction with FloodVENT® Model #1540-520. When installed and tested in accordance with ASTM E283, the FV and Flood Vent Sealing Kit assembly have an air leakage rate of less than 0.2 cubic feet per minute per lineal foot (18.56 l/min per lineal meter) at a pressure differential of 1 pound per square foot (50 Pa) based on 12.58 lineal feet (3.8 lineal meters) contained by the Flood Vent Sealing Kit.

5.0 CONDITIONS OF USE

The Smart Vent® FVs described in this report comply with, or are suitable alternatives to what is specified in, those codes listed in Section 1.0 of this report, subject to the following conditions:

- 5.1 The Smart Vent® FVs must be installed in accordance with this report, the applicable code and the manufacturer's installation instructions. In the event of a conflict, the instructions in this report govern.

- 5.2 The Smart Vent® FVs must not be used in the place of "breakaway walls" in coastal high hazard areas, but are permitted for use in conjunction with breakaway walls in other areas.

6.0 EVIDENCE SUBMITTED

- 6.1 Data in accordance with the ICC-ES Acceptance Criteria for Mechanically Operated Flood Vents (AC3084), dated August 2015 (editorially revised October 2017).
- 6.2 Test report on air infiltration in accordance with ASTM E283.

7.0 IDENTIFICATION

- 7.1 The Smart VENT® models and the Flood Vent Sealing Kit recognized in this report must be identified by a label bearing the manufacturer's name (Smartvent Products, Inc.), the model number, and the evaluation report number (ESR-2074).
- 7.2 The report holder's contact information is the following:

SMART VENT PRODUCTS, INC.
 430 ANDRO DRIVE, UNIT 1
 PITMAN, NEW JERSEY 08071
 (877) 441-8368
www.smartvent.com
info@smartvent.com

TABLE 1—MODEL SIZES

MODEL NAME	MODEL NUMBER	MODEL SIZE (in.)	COVERAGE (sq. ft.)
FloodVENT®	1540-520	15 ³ / ₄ " X 7 ³ / ₄ "	200
SmartVENT®	1540-510	15 ³ / ₄ " X 7 ³ / ₄ "	200
FloodVENT® Overhead Door	1540-524	15 ³ / ₄ " X 7 ³ / ₄ "	200
SmartVENT® Overhead Door	1540-514	15 ³ / ₄ " X 7 ³ / ₄ "	200
Wood Wall FloodVENT®	1540-570	14" X 8 ³ / ₄ "	200
Wood Wall FloodVENT® Overhead Door	1540-574	14" X 8 ³ / ₄ "	200
SmartVENT® Stacker	1540-511	16" X 16"	400
FloodVent® Stacker	1540-521	16" X 16"	400

For SI: 1 inch = 25.4 mm; 1 square foot = m²




FIGURE 1—SMART VENT; MODEL 1540-510




FIGURE 2—SMART VENT MODEL 1540-520




FIGURE 3—SMART VENT: SHOWN WITH FLOOD DOOR PIVOTED OPEN

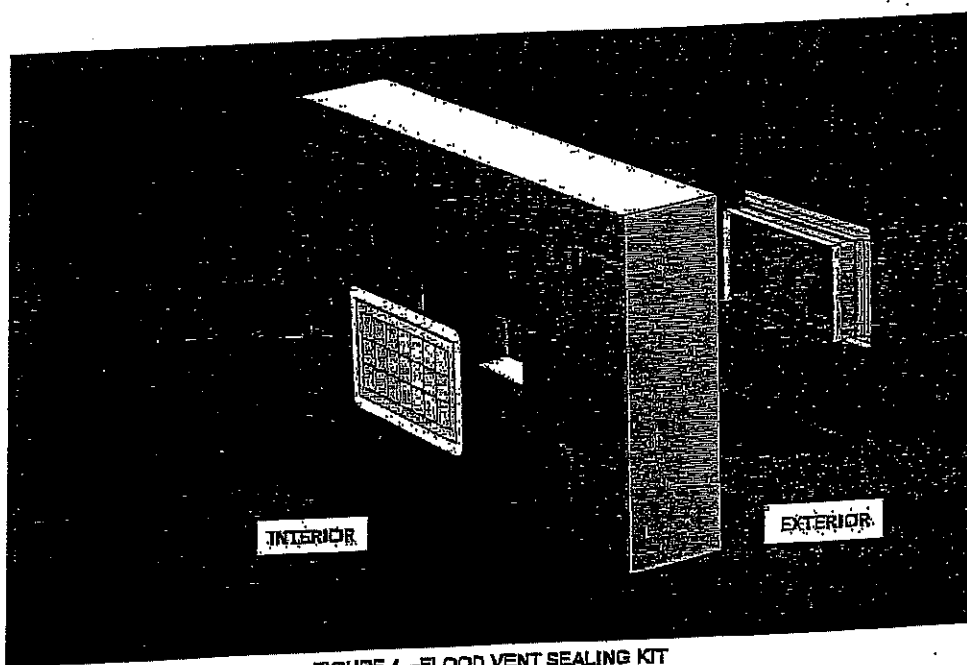


FIGURE 4—FLOOD VENT SEALING KIT



Most Widely Accepted and Trusted

ICC-ES Evaluation Report

ESR-2074 CBC and CRC Supplement

Reissued February 2019

This report is subject to renewal February 2021.

www.icc-es.org | (800) 423-6587 | (562) 699-0543

A Subsidiary of the International Code Council®

DIVISION: 08 00 00—OPENINGS
Section: 08 95 43—Vents/Foundation Flood Vents

REPORT HOLDER:

SMART VENT PRODUCTS, INC.

EVALUATION SUBJECT:

SMART VENT® AUTOMATIC FOUNDATION FLOOD VENTS: MODELS #1540-520; #1540-521; #1540-510; #1540-511; #1540-570; #1540-574; #1540-524; #1540-514
FLOOD VENT SEALING KIT #1540-S26

1.0 REPORT PURPOSE AND SCOPE

Purpose:

The purpose of this evaluation report supplement is to indicate that Smart Vent® Automatic Foundation Flood Vents, recognized in ICC-ES master evaluation report ESR-2074, have also been evaluated for compliance with codes noted below.

Applicable code edition:

- 2016 California Building Code (CBC)
- 2016 California Residential Code (CRC)

2.0 CONCLUSIONS

2.1 CBC:

The Smart Vent® Automatic Foundation Flood Vents, described in Sections 2.0 through 7.0 of the master evaluation report ESR-2074, comply with 2016 CBC Chapter 12, provided the design and installation are in accordance with the 2015 International Building Code® (IBC) provisions noted in the master report and the additional requirements of CBC Chapters 12, 16 and 16A, as applicable.

The products recognized in this supplement have not been evaluated under CBC Chapter 7A for use in the exterior design and construction of new buildings located in any Fire Hazard Severity Zone within State Responsibility Areas or any Wildland-Urban Interface Fire Area.

2.2 CRC:

The Smart Vent® Automatic Foundation Flood Vents, described in Sections 2.0 through 7.0 of the master evaluation report ESR-2074, comply with the 2016 CRC, provided the design and installation are in accordance with the 2015 International Residential Code® (IRC) provisions noted in the master report.

The products recognized in this supplement have not been evaluated under 2016 CRC Chapter R337, for use in the exterior design and construction of new buildings located in any Fire Hazard Severity Zone within State Responsibility Areas or any Wildland-Urban Interface Fire Area.

The products recognized in this supplement have not been evaluated for compliance with the International Wildland-Urban Interface Code®.

This supplement expires concurrently with the master report, reissued February 2019.

ICC-ES Evaluation Reports are not to be construed as representing aesthetics or any other attributes not specifically addressed, nor are they to be construed as an endorsement of the subject of the report or a recommendation for its use. There is no warranty by ICC Evaluation Service, LLC, express or implied, as to any finding or other matter in this report, or as to any product covered by the report.





Most Widely Accepted and Trusted

ICC-ES Evaluation Report

ESR-2074 FBC Supplement

Reissued February 2019

This report is subject to renewal February 2021.

www.icc-es.org | (800) 423-6587 | (562) 699-0543 A Subsidiary of the International Code Council®

DIVISION: 08 00 00—OPENINGS
Section: 08 95 43—Vents/Foundation Flood Vents

REPORT HOLDER:

SMART VENT PRODUCTS, INC.

EVALUATION SUBJECT:

SMART VENT® AUTOMATIC FOUNDATION FLOOD VENTS: MODELS #1540-520; #1540-521; #1540-510; #1540-511; #1540-570; #1540-574; #1540-524; #1540-514
FLOOD VENT SEALING KIT #1540-526

1.0 REPORT PURPOSE AND SCOPE

Purpose:

The purpose of this evaluation report supplement is to indicate that Smart Vent® Automatic Foundation Flood Vents, recognized in ICC-ES master report ESR-2074, have also been evaluated for compliance with the codes noted below.

Applicable code editions:

- 2017 Florida Building Code—Building
- 2017 Florida Building Code—Residential

2.0 CONCLUSIONS

The Smart Vent® Automatic Foundation Flood Vents, described in Sections 2.0 through 7.0 of the master evaluation report ESR-2074, comply with the Florida Building Code—Building and the FRC, provided the design and installation are in accordance with the 2015 International Building Code® provisions noted in the master report.

Use of the Smart Vent® Automatic Foundation Flood Vents has also been found to be in compliance with the High-Velocity Hurricane Zone provisions of the Florida Building Code—Building and the Florida Building Code—Residential.

For products falling under Florida Rule 9N-3, verification that the report holder's quality assurance program is audited by a quality assurance entity approved by the Florida Building Commission for the type of inspections being conducted is the responsibility of an approved validation entity (or the code official when the report holder does not possess an approval by the Commission).

This supplement expires concurrently with the master report, reissued February 2019.

ICC-ES Evaluation Reports are not to be construed as representing aesthetics or any other attributes not specifically addressed, nor are they to be construed as an endorsement of the subject of the report or a recommendation for its use. There is no warranty by ICC Evaluation Service, LLC, express or implied, as to any finding or other matter in this report, or as to any product covered by the report.

