



2008 Municipal Budget


City of Ventnor City



Prepared by Andrew J. McCrosson, Jr.
Municipal Administrator

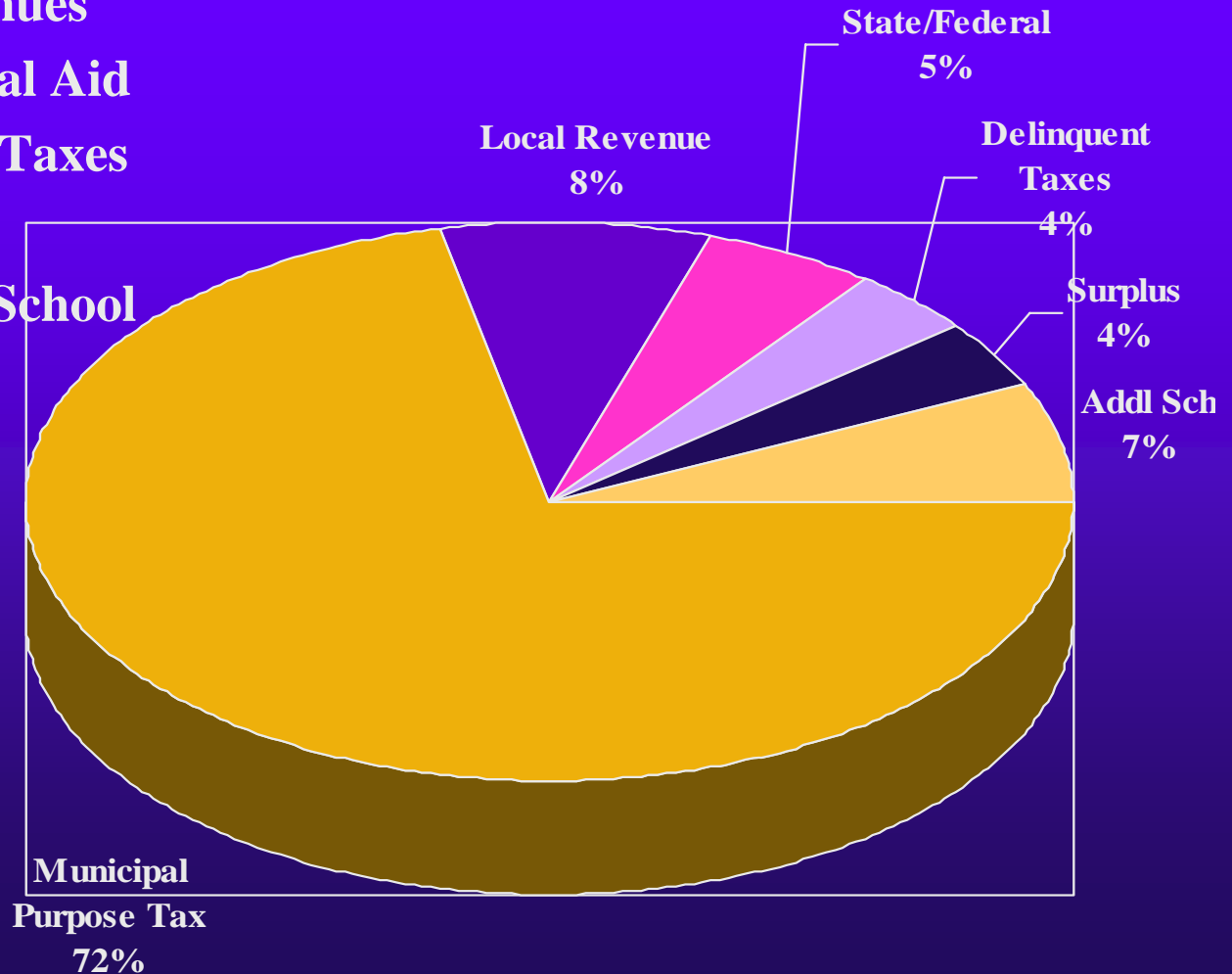
Budget Presentation Outline

- ◆ The *City of Ventnor* City presents the following information as an overview of the 2008 Annual Municipal Budget
 - ◆ 2008 Revenues
 - ◆ Budget Summary
 - ◆ Revenue Comparison
 - ◆ 2008 Appropriations
 - ◆ Budget Summary (cont'd)
 - ◆ Appropriation Comparison
 - ◆ Top Five Appropriation Increases
 - ◆ Municipal Debt
 - ◆ Shore Towns Muni Debt Comparison
 - ◆ Ratable Base
 - ◆ Property Tax Levies
 - ◆ Tax Rate Comparison
 - ◆ Tax Levy on \$350,000 Property
 - ◆ Allocation of Municipal Tax Levy



2008 Revenues

- ◆ Municipal Purpose Tax
- ◆ Local Revenues
- ◆ State/Federal Aid
- ◆ Delinquent Taxes
- ◆ Surplus
- ◆ Additional School

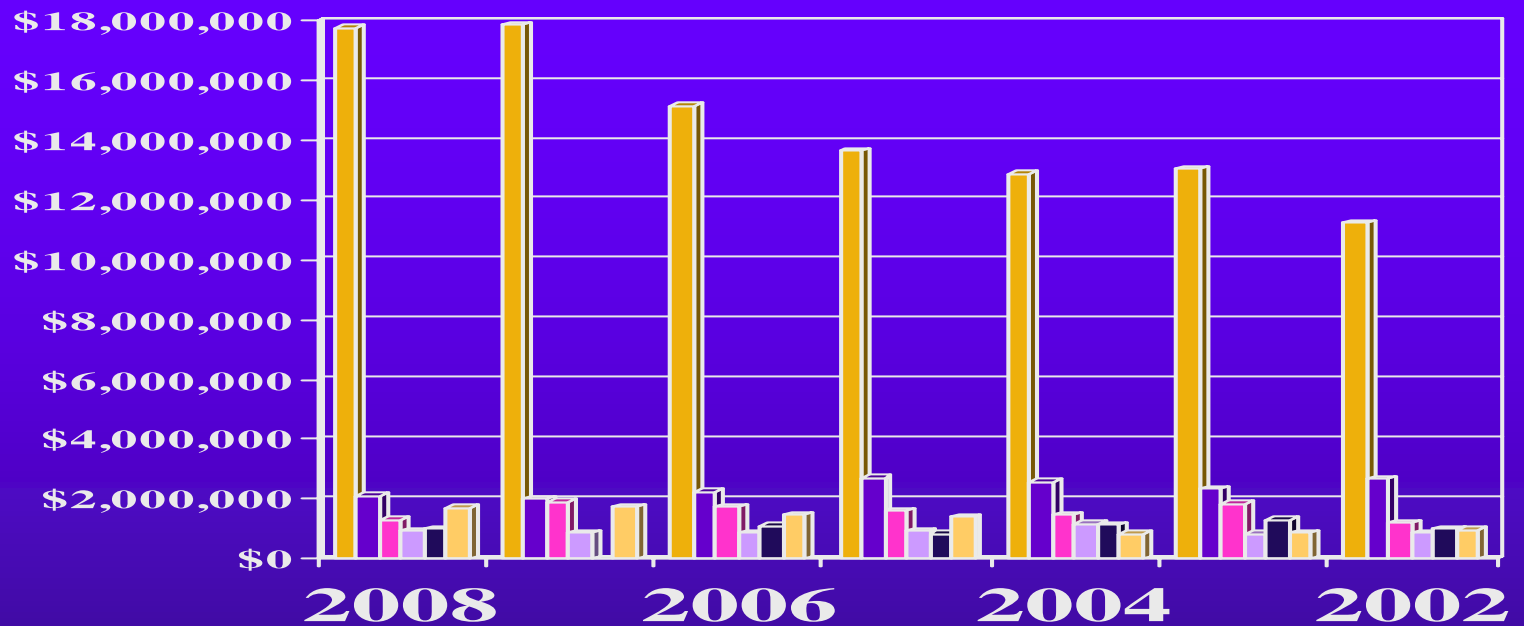


2008 Budget Summary

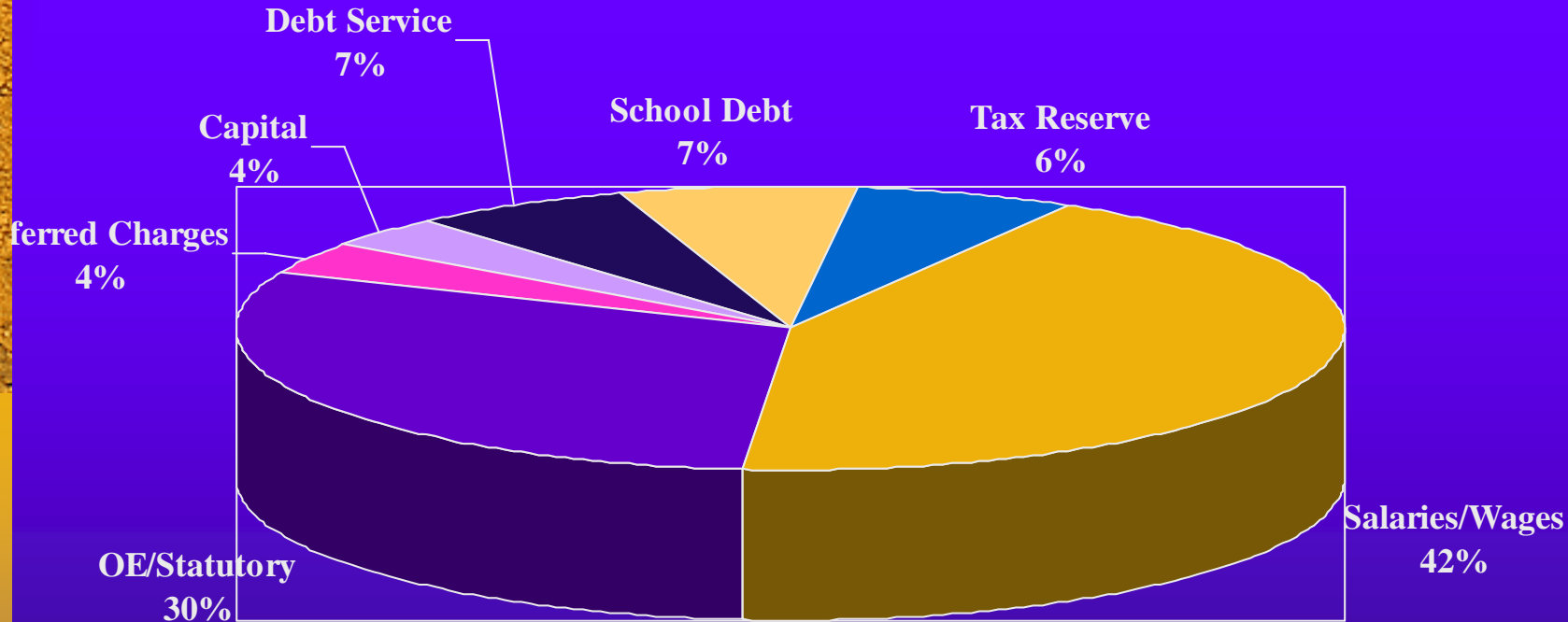
Revenues

	Budget Yr.	Prior Year	Change
Surplus	\$1,001,500	\$ 0	\$1,001,500
Local	2,107,395	2,023,194	84,201
State/Fed	1,310,314	1,916,564	(606,250)
Delinquent Tax	935,000	850,000	85,000
Local Tax	17,772,659	17,885,895	(113,236)
Add'l School	1,716,383	1,737,590	(21,207)
TOTALS	24,843,251	24,413,243	430,008

Revenue Comparison



2008 Appropriations



- Salaries/Wages
- OE/Statutory
- Deferred Charges
- Capital
- Debt Service
- School Debt
- Tax Reserve

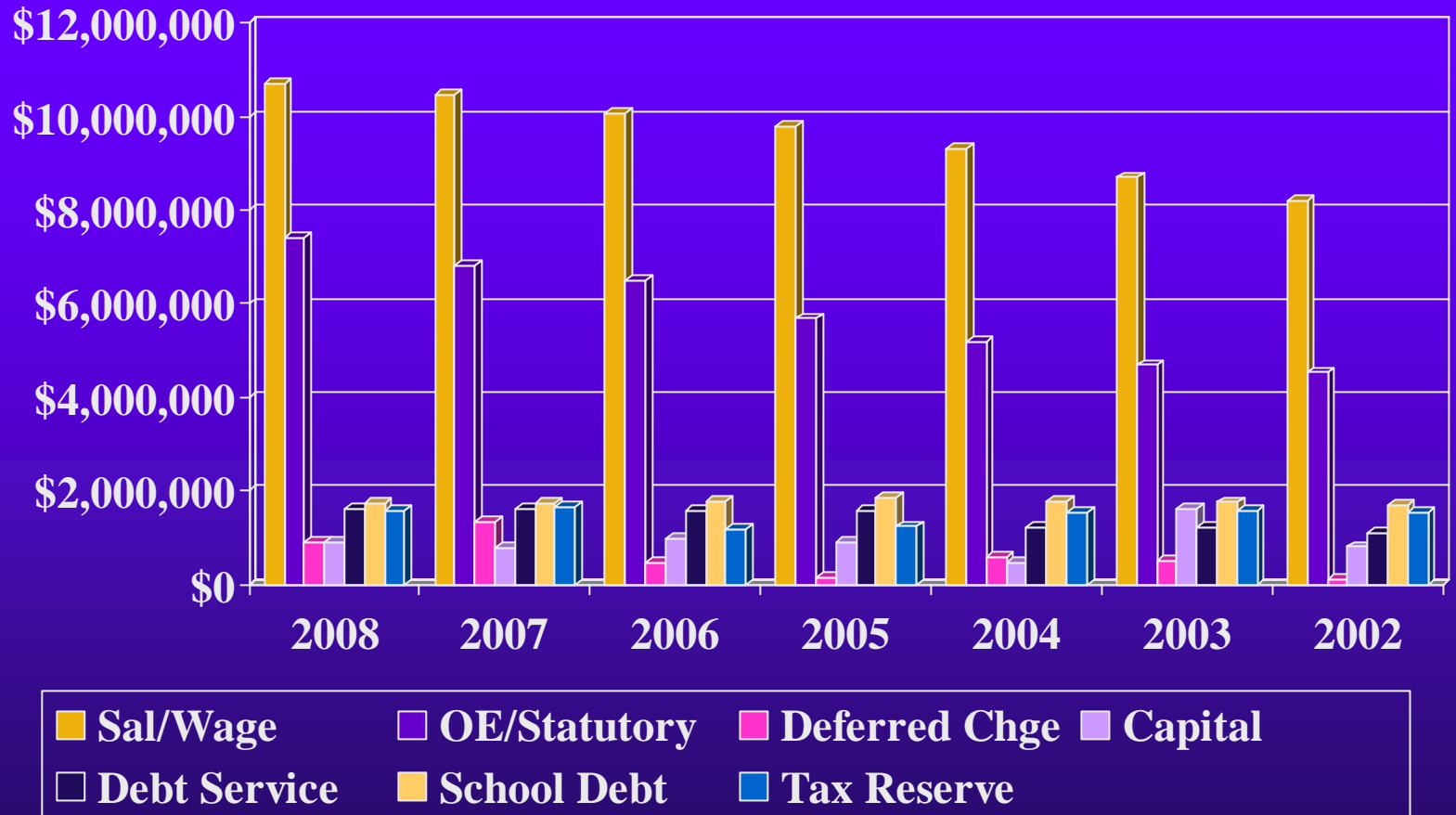


2008 Budget Summary (cont'd)

Appropriations

	Budget Yr.	Prior Year	Change
Salary/Wage	10,720,261	10,482,538	\$ 237,723
OE/Statutory	7,403,682	6,822,351	581,331
Deferred Chg	903,941	1,329,686	(425,745)
Capital	908,250	784,695	123,555
Debt Service	1,618,803	1,601,283	17,520
School Debt	1,716,383	1,737,590	(21,207)
Tax Reserve	1,571,931	1,655,100	(83,169)
TOTALS	24,843,251	24,413,243	430,008

Appropriation Comparison





Top Five Appropriation Increases

◆ Pensions	\$541,873
◆ Insurances	445,630
◆ Salaries	237,722
◆ Capital Improvements	123,555
◆ Utilities	<u>91,695</u>
◆ TOTAL	\$1,440,475

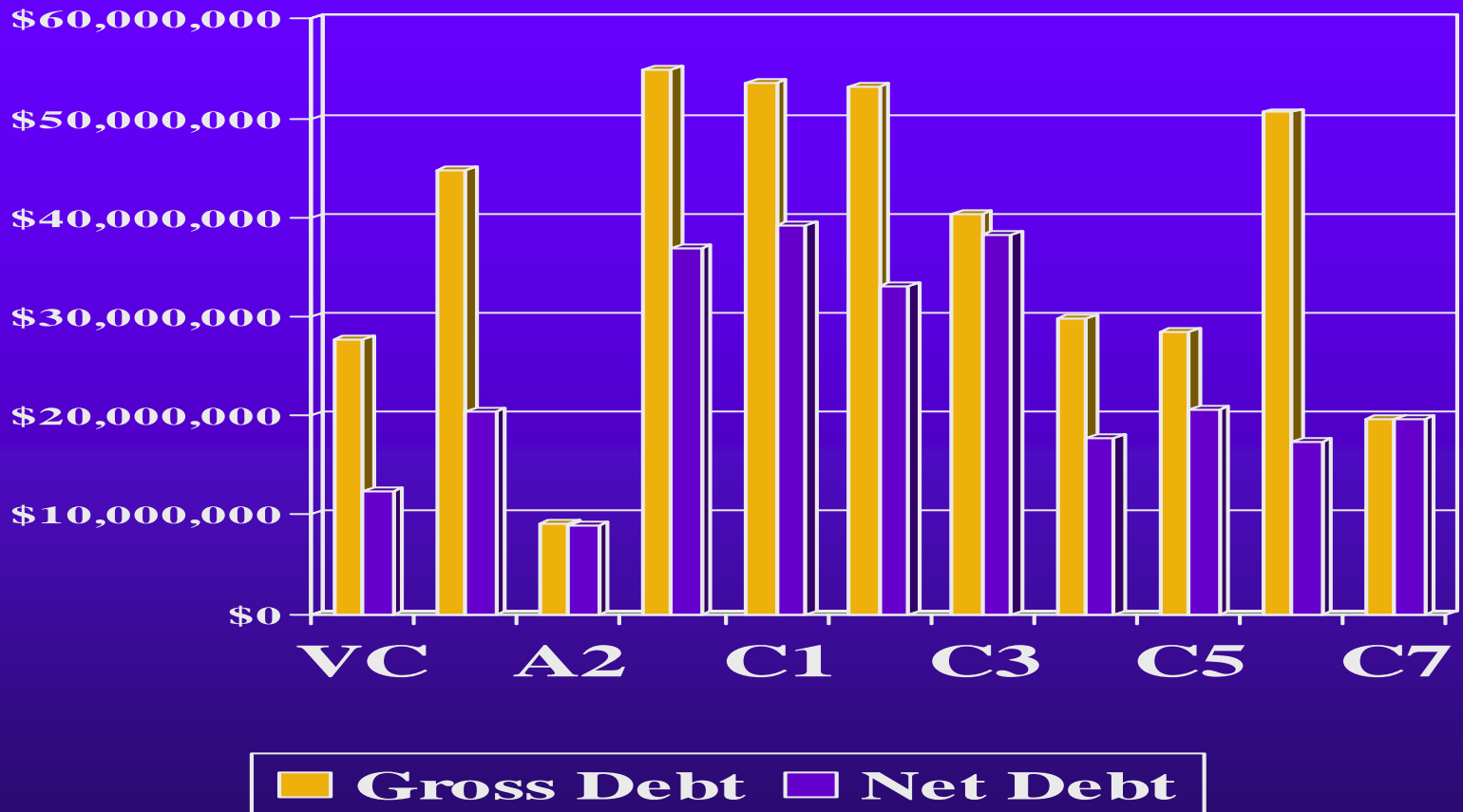
Municipal Debt

(Including Debt Authorized But Not Issued)

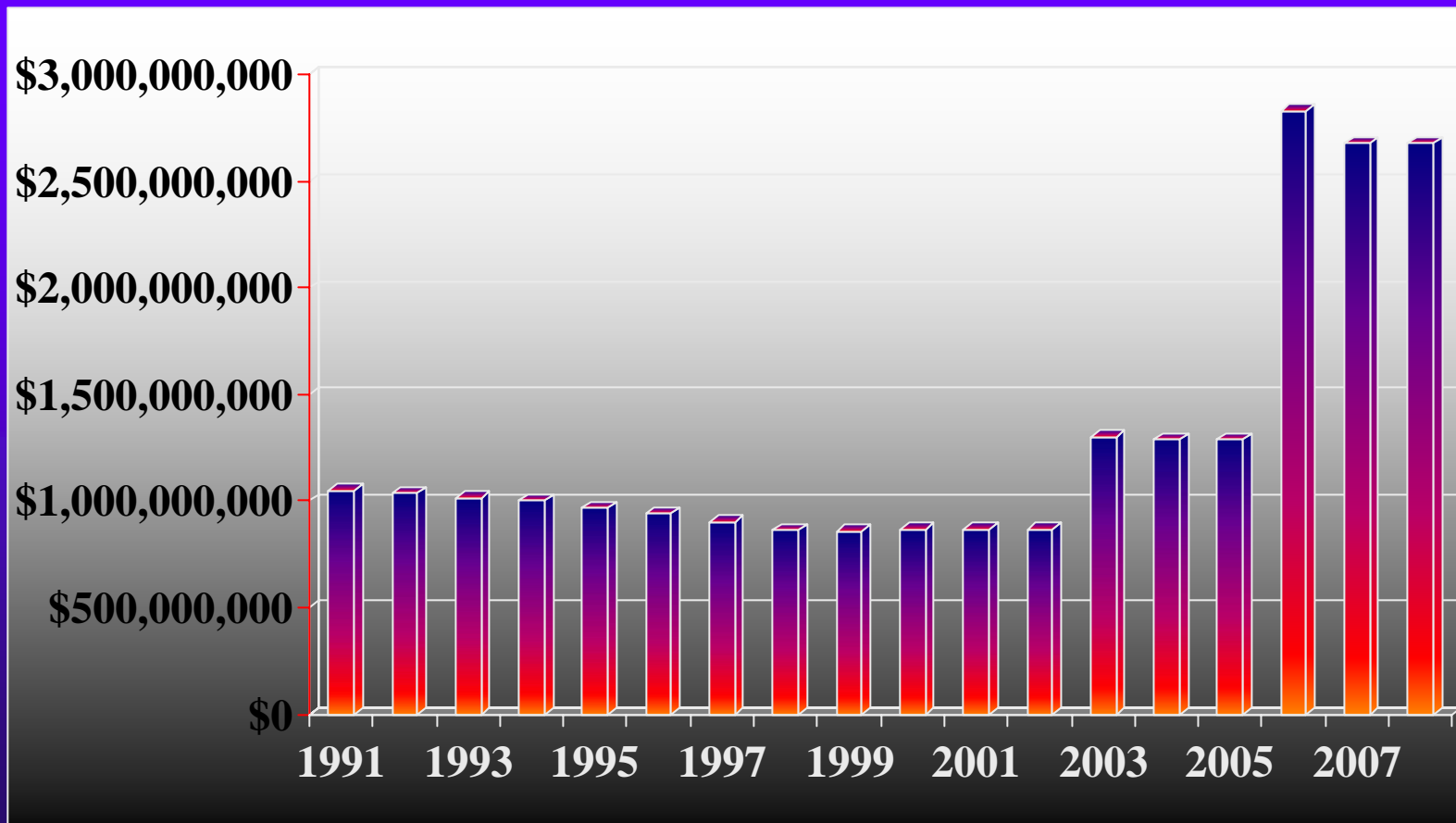


Shore Communities Municipal Debt Comparison

(Atlantic & Cape May Counties Excluding Atlantic and Ocean Cities)



1991 Through 2008 Ratable Base



Property Tax Levies

	2008	2007	2006	2005
Municipal	\$17,772,659	\$17,885,895	\$15,169,865	\$13,668,318
School(all)	17,551,591	17,133,097	16,245,956	14,777,572
County	7,160,364	7,419,469	7,860,304	6,437,843
Total Levy	42,484,614	42,438,461	39,276,125	34,883,733
General Approps.	\$24,843,251	\$24,413,243	\$22,560,417	\$20,058,492






Tax Levy on \$350,000 Property

◆ County Tax (Estimated)	\$ 936
◆ Local School (Estimated)	2,295
◆ Municipal Purposes	<u>2,324</u>
◆ Total Tax Levy on \$350,000	\$5,555

Allocation of Municipal Tax Levy



◆ Public Safety	48.3%	\$1,122
◆ Public Works	8.2%	191
◆ Municipal Debt Service	7.0%	163
◆ Uncollected Taxes	6.8%	158
◆ Trash Removal	4.4%	102
◆ Utilities	3.2%	74
◆ Insurance –Prop/Liab/WC	2.8%	65
◆ Deferred Expenses	2.3%	54
◆ Recreation	2.1%	49
◆ Statutory Expenses	2.0%	47
◆ Finance	1.9%	44
◆ Administration	1.3%	30
◆ Clerk	1.1%	26
◆ Legal	0.9%	21
◆ Solid Waste	0.9%	21
◆ Emergency Management	0.4%	9
◆ Planning/Zoning	0.4%	9
◆ All Other	6.0%	139
◆ Total	100%	\$2,324



Thank You for Your Attention



Mayor Timothy Kreisler
Commissioner Sandy Vespertino
Commissioner Joseph Schafer